

SPECIAL FEATURES

- 1/1 sleeve with cuffs
- stand-up collar
- double row of slit holes
- Regular fit

FABRIC

- **Outer fabric 1** 65% Polyester, 35% Cotton
- **Fabric weight** 215 g/m²

FUTHER DETAILS

- 1/1 sleeve with cuffs, stand-up collar, double row of slit holes for 6 pairs of studs (please order separately), vents, 1 breast pocket with welt, 1 sleeve pocket

FARBE


black

SIZE CHART


- 34/35-53/54





WASHING INSTRUCTIONS

 95°C Boiling wash (normal process)

 Bleaching allowed

 Mild drying process

 Iron at moderate temperature

 Professional dry cleaning



Suitable for industrial
laundry - ISO 15797

BP® PARTNERSHIP

