

SPECIAL FEATURES

- 1/1 sleeve with cuffs
- stand-up collar
- double row of slit holes
- Regular fit

FABRIC

- **Outer fabric 1** 65% Polyester, 35% Cotton
- **Fabric weight** 215 g/m²

FUTHER DETAILS

- 1/1 sleeve with cuffs, stand-up collar, double row of slit holes for 6 pairs of studs (please order separately), vents, 1 breast pocket with welt, 1 sleeve pocket

FARBE






black

SIZE CHART

- 34/35-53/54



WASHING INSTRUCTIONS

-  95°C Boiling wash (normal process)
-  Bleaching allowed
-  Mild drying process
-  Iron at moderate temperature
-  Professional dry cleaning



Suitable for industrial
laundry - ISO 15797

BP® PARTNERSHIP

