





Product data sheet

BP® Women's tunic	1600-485-2110
	
Special features	<ul style="list-style-type: none"> • Turn-down collar with coloured trim • concealed press studs • spacious side pockets • Modern Fit
Description	1/2 turn-up sleeve with coloured trim, turn-down collar with coloured trim, concealed pressstud band, 2 side pockets, one with pager pocket, side slits, coloured embroideries on pockets, side and arm slits, dividing seams for a slim silhouette
Color	white/night blue
Fabric weight	215 g/m²
Fabric	<p>Outer fabric 1</p> <p>50% Cotton, 50% Polyester</p>
Washing instructions	
Laundry suitability	Suitable for industrial laundering - ISO 15797
Size chart	XSn-3XLn
BP® catalogue pages	5, 6 (BP Med&Care Übersicht 2022)
BP® Partnership	
www.bp-online.com	BIERBAUM-PROENEN. SINCE 1788.