

SPECIAL FEATURES

- Material mix of fabric and fleece
- robust thanks to fabric-reinforced areas on the trunk and sleeves
- relective elements
- Slim fit

FABRIC

- **Outer fabric 1** 100% Polyester
- **Outer fabric 2** 65% Polyester, 35% Cotton
- **Fabric weight** 270 g/m²

FUTHER DETAILS

- Lined stand-up collar, front zip with fleece chin protection, 2 large side pockets with zip, fabric-reinforced sections on torso and sleeves, ergonomically shaped sleeves, arm-lift system for greater freedom of movement, storm cuffs, improved visibility thanks to reflective elements

FARBE

night blue


SIZE CHART

- XS-2XL





WASHING INSTRUCTIONS


 40°C coloured wash (normal process)

 Do not bleach

 Mild drying process

 Do not iron

 Professional dry cleaning



Suitable for industrial
laundry - ISO 15797

BP® PARTNERSHIP



FEEL THE DIFFERENCE

Bierbaum-Proenen. Since 1788.