

SPECIAL FEATURES

- Elasticated waist with integrated drawstring
- 2 side pockets
- Classic blend fabric
- Regular fit

FABRIC

- **Outer fabric 1** 65% Polyester, 35% Cotton
- **Fabric weight** 215 g/m²

FUTHER DETAILS

- Elasticated waist with integrated drawstring, 2 side pockets

FARBE


ecru

SIZE CHART


- XSn-3XLn; Sl-2XLl





WASHING INSTRUCTIONS

 95°C Boiling wash (normal process)

 Bleaching allowed

 Mild drying process

 Iron at moderate temperature

 Professional dry cleaning



Suitable for industrial
laundry - ISO 15797

BP® PARTNERSHIP



FEEL THE DIFFERENCE

Bierbaum-Proenen. Since 1788.