

SPECIAL FEATURES

- super-stretch material for maximum freedom of movement
- particularly lightweight, breathable and quick-drying
- reflective elements in dark grey
- slim fit

FABRIC

- **Outer fabric 1** 92% Polyamide, 8% Elastane
- **Fabric weight** 250 g/m²

FUTHER DETAILS

- Slim silhouette, higher back waistband for optimum fit, ergonomic fit, 2 side pockets with zip, 2 back pockets, 1 large thigh pocket with zip and smartphone patch pocket, D-ring to attach accessories, double ruler pocket sewn down on one side, reflective elements in dark grey on the legs

FARBE

night blue/black


SIZE CHART


- 28/29n-47/48n




WASHING INSTRUCTIONS

 40°C coloured wash (normal process)

 Do not bleach

 Mild drying process

 Iron at low temperature

 Do not dry clean

BP® PARTNERSHIP



