

SPECIAL FEATURES

- breathable and super elastic with stretch
- shirt-blouse collar
- dividing seams for a slim silhouette
- Regular fit

FABRIC

- **Outer fabric 1** 49% Cotton, 48% Polyester, 3% Elastolefin
- **Fabric weight** 125 g/m²

FUTHER DETAILS

- 1/2 sleeve, shirt-blouse collar, button facing, dividing seams for a slim silhouette

FARBE

white


SIZE CHART


- 6-28




WASHING INSTRUCTIONS

 60°C coloured wash (normal process)

 Bleaching allowed

 Mild drying process

 Iron at moderate temperature

 Professional dry cleaning

BP® PARTNERSHIP



FEEL THE DIFFERENCE

Bierbaum-Proenen. Since 1788.