

SPECIAL FEATURES

- elasticated back
- ergonomic cut
- relective elements
- Slim fit

FABRIC

- **Outer fabric 1** 65% Polyester, 35% Cotton
- **Fabric weight** 250 g/m²

FUTHER DETAILS

- Slim silhouette, women's fit, elasticated sides for optimum fit, ergonomic cut, D-ring to attach accessories, 2 side pockets with stretch insert for easier access, 2 back pockets, reflective elements on the legs, 1 large thigh pocket with integrated smartphone pocket, double ruler pocket sewn down on one side

FARBE

royal blue


SIZE CHART

- 8n-24n; 12l-18l





WASHING INSTRUCTIONS

 60°C coloured wash (normal process)

 Do not bleach

 Mild drying process

 Iron at moderate temperature

 Professional dry cleaning



Suitable for industrial
laundry - ISO 15797

BP® PARTNERSHIP



FEEL THE DIFFERENCE

Bierbaum-Proenen. Since 1788.