

SPECIAL FEATURES

- double ruler pocket
- adjustable waistband
- high back
- Regular fit

FABRIC

- **Outer fabric 1** 100% Cotton
- **Fabric weight** 300 g/m²

FUTHER DETAILS

- Fabric braces with rubber insert, plastic clip fastenings, double bib pocket, 1 with concealed zip, 1 pen holder, 2 side pockets, 1 fastening back pocket, double ruler pocket, zip fly, high back, adjustable waistband

FARBE

darkblue

SIZE CHART


- 30-47/48; 30l-39/40l; 34s-43/44s





WASHING INSTRUCTIONS

 60°C coloured wash (normal process)

 Do not bleach

 Do not tumble dry

 Hot iron

 Professional dry cleaning

BP® PARTNERSHIP



