

SPECIAL FEATURES

- 1/1 sleeve with cuffs
- vents
- concealed press studs
- Regular fit

FABRIC

- **Outer fabric 1** 65% Polyester, 35% Cotton
- **Fabric weight** 215 g/m²

FUTHER DETAILS

- Long sleeve with cuffs, stand-up collar, concealed press-stud band, piping in contrasting colour, vents, 1 breast pocket with welt

FARBE


white/black


SIZE CHART


- 34/35-50/51





WASHING INSTRUCTIONS

 95°C Boiling wash (normal process)

 Bleaching allowed

 Mild drying process

 Iron at moderate temperature

 Professional dry cleaning



Suitable for industrial
laundry - ISO 15797

BP® PARTNERSHIP

