

SPECIAL FEATURES

- elasticated back
- ergonomic cut
- relective elements
- Slim fit

FABRIC

- **Outer fabric 1** 65% Polyester, 35% Cotton
- **Fabric weight** 250 g/m²

FUTHER DETAILS

- Slim silhouette, higher elasticated back waistband for optimum fit, D-ring to attach accessories, 2 side pockets with stretch insert for easier access, 2 back pockets, 1 large thigh pocket with integrated smartphone pocket, double ruler pocket sewn down on one side, ergonomic cut, reflective elements on the legs

FARBE

black


SIZE CHART

- 28/29n-47/48n; 30l-41/42l; 30s-43/44s





WASHING INSTRUCTIONS

 60°C coloured wash (normal process)

 Do not bleach

 Mild drying process

 Iron at moderate temperature

 Professional dry cleaning



Suitable for industrial
laundry - ISO 15797

BP® PARTNERSHIP



FEEL THE DIFFERENCE

Bierbaum-Proenen. Since 1788.