

## SPECIAL FEATURES

- 3/4 sleeve with turn-up cuffs
- shirt-blouse collar
- button band
- Regular fit

## FABRIC

- **Outer fabric 1** 49% Cotton, 48% Polyester, 3% Elastolefin
- **Fabric weight** 125 g/m<sup>2</sup>

## FUTHER DETAILS

- 3/4 sleeve with turn-up cuffs, shirt-blouse collar, button facing, dividing seams for a slim silhouette

## FARBE

black


## SIZE CHART


- 6-28




## WASHING INSTRUCTIONS

 60°C coloured wash (normal process)

 Bleaching allowed

 Mild drying process

 Iron at moderate temperature

 Professional dry cleaning

## BP® PARTNERSHIP

