

SPECIAL FEATURES

- 3/4 sleeve with turn-up cuffs
- shirt-blouse collar
- button band
- Regular fit

FABRIC

- **Outer fabric 1** 49% Cotton, 48% Polyester, 3% Elastolefin
- **Fabric weight** 125 g/m²

FUTHER DETAILS

- 3/4 sleeve with turn-up cuffs, shirt-blouse collar, button facing, dividing seams for a slim silhouette

FARBE


white


SIZE CHART


- 6-28





WASHING INSTRUCTIONS

 60°C coloured wash (normal process)

 Bleaching allowed

 Mild drying process

 Iron at moderate temperature

 Professional dry cleaning

BP® PARTNERSHIP



